

70 / EXTERNAL SEALING CONNECTION TOOL

Custom sleeve actuated external grip and seal connection tool for formed tube applications.

CONNECTS TO:



- 1 SurConnect™ - Green to go visible indicator to ensure complete connection
- 2 Instant external formed tube connection with floating piston to ensure proper OD / face / ID sealing position
- 3 Collet design locks securely over formed tube feature
- 4 Connect and seal to expanded, flared, beaded, barbed and formed end tubing - custom built per application
- 5 Internal shut-off valve option stops flow upon disconnection (Not available on shortened connectors)
- 6 Shortened body available for space constraint applications

SPECIFICATIONS

Pressure Rating	Operating Temperatures	Materials of Construction
Vacuum to 750 psi (51 bar)	-40°F to +250°F (-40°C to +121°C)	Stainless Steel, Anodized Aluminum
Termination Port		Seal Material*
NPT, BSPP (G)		Buna-N

\* Additional seal material types available, consult factory.

ACTUATION METHOD

**Manual Sleeve:** Easy, ergonomic sleeve action eliminates repetitive twisting and turning - push to connect, pull to release

ICON™ TECHNOLOGY

Consult Factory

ACCESSORIES


Visit [fastestinc.com](https://fastestinc.com)

ICON™ TECHNOLOGY

✓ SURE SEAL™



70 / EXTERNAL SEALING CONNECTION TOOL



Ordering Information		Dimensions		
Sealing Range	Body Size Determined by Application - Consult Factory	A	B	T
Up to 0.32 (8.0)	1	2.91 (74.0)	0.87 (22.0)	1/8 NPT/BSPP (G)
0.32 to 0.43 (8.0 to 11.0)	2		0.99 (25.0)	1/8 NPT/BSPP (G)
0.43 to 0.59 (11.0 to 15.0)	3		1.19 (30.0)	1/4 NPT/BSPP (G)
0.59 to 0.79 (15.0 to 20.0)	4	3.15 (80.0)	1.38 (35.0)	3/8 NPT/BSPP (G)
0.79 to 0.98 (20.0 to 25.0)	5		1.58 (40.0)	1/2 NPT/BSPP (G)
0.98 to 1.18 (25.0 to 30.0)	6	3.54 (90.0)	1.78 (45.0)	3/4 NPT/BSPP (G)
1.18 to 1.42 (30.0 to 36.0)	7		1.97 (50.0)	3/4 NPT/BSPP (G)
1.42 to 1.65 (36.0 to 42.0)	8		2.17 (55.0)	3/4 NPT/BSPP (G)
1.65 to 1.85 (42.0 to 47.0)	9	4.28 (109.0)	2.36 (60.0)	1 NPT/BSPP (G)
1.85 to 2.04 (47.0 to 52.0)	10	3.92 (100.0)	2.75 (70.0)	1 1/4 NPT/BSPP (G)

Dimensions: inch (mm)

**NOTE:** Dimensions for reference.

How to Order


The 70 Series connectors are designed, engineered and manufactured to your specific application requirements.

For part number and a price quotation:

- 1) Identify the gripping and sealing areas of your test piece.
- 2) Contact FasTest with information on test pressure, media and provide detailed drawing, including tolerances of test piece.
- 3) One sample part will be required at the time of order for final design and testing purposes.



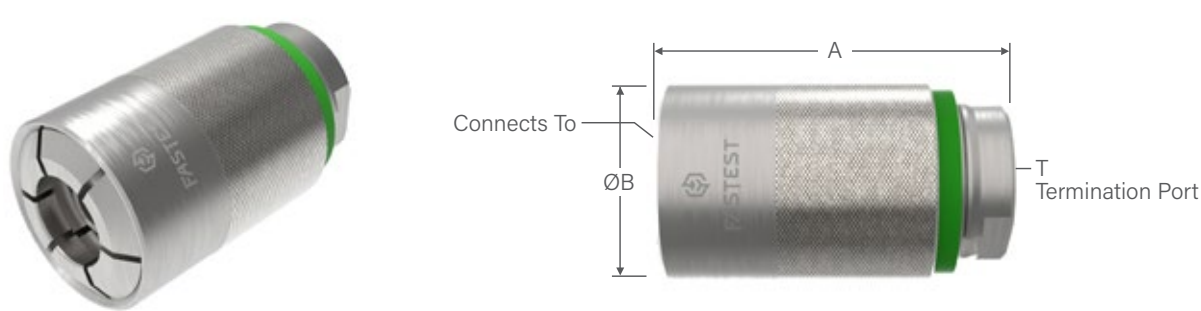
70 ICON / EXTERNAL SEALING CONNECTION TOOL



Ordering Information		Dimensions			
Sealing Range	Body Size	A	BØ	CØ	T
Up to 0.67 (17.02)	1	1.47 (37.3)	3.49 (88.6)	2.00 (50.8)	1.65 (41.9)
0.67 to 1.00 (17.02 to 25.40)	2	1.74 (44.2)	3.72 (94.5)	2.205 (56.0)	1.92 (48.8)
1.01 to 1.37 (25.65 to 34.80)	3	2.13 (54.1)	3.72 (94.5)	2.595 (65.9)	2.31 (58.7)

Dimensions: inch (mm)

70 - SHORT / EXTERNAL SEALING CONNECTION TOOL



Ordering Information		Dimensions		
Sealing Range	Body Size	A	B	T - Termination Port
Up to 0.43 (10.92)	2	2.14 (54.5)	0.98 (24.9)	1/8 NPT/BSPP
0.43 to 0.55 (10.92 to 13.97)	3	2.27 (57.6)	1.18 (30.0)	1/4 NPT/BSPP
0.55 to 0.75 (13.97 to 19.05)	4	2.26 (57.5)	1.38 (35.1)	3/8 NPT/BSPP
0.75 to 0.86 (19.05 to 21.84)	5	2.4 (61.1)	1.57 (39.9)	1/2 NPT/BSPP
0.86 to 1.15 (21.84 to 29.21)	6	2.5 (63.5)	1.77 (45.0)	1/2 NPT/BSPP
1.15 to 1.35 (29.21 to 34.29)	7	2.57 (65.2)	1.97 (50.0)	3/4 NPT/BSPP
1.35 to 1.5 (34.29 to 38.1)	8	2.92 (74.1)	2.17 (55.1)	3/4 NPT/BSPP

Dimensions: inch (mm)

**NOTE:** Table above shows common connections. Additional sizes available for 70 Series connectors.  
Dimension A can be application dependant for other sizes. Consult factory for details.