

# INSTALLATION INSTRUCTIONS



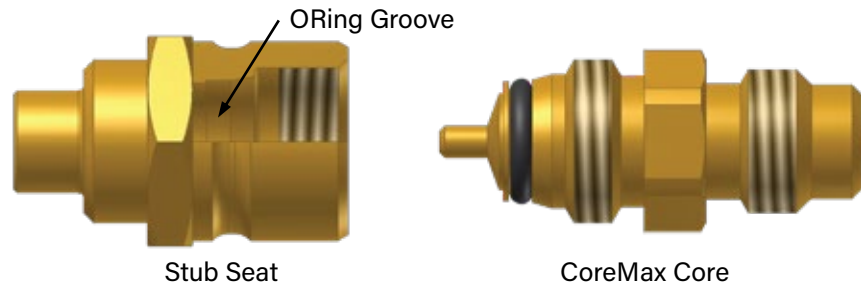
## COREMAX® Access Valve

### Stub Tube, Saddle Mount and NPT Seat

Description: Installation instructions between Core and Seat.




Please thoroughly read the following steps on properly installing Core to Seat.



#### INSTALLATION PROCEDURE FOR ALL SEATS AND CORES:

1. CoreMax Cores should remain in protective packaging until assembly is required to ensure cleanliness and eliminate damage. Just prior to assembly remove the CoreMax Core from packaging tray.


2. Braze SEAT ONLY onto tube or valve block before installing/threading Core into Seat.




Example: Tube brazed to Seat

Steps 3 - 4 apply to all style seats.

3. Make sure there is no contamination in the I.D. of the Seat, especially the oring groove.



4. Make sure the oring on the Core is free of contamination and foreign particulates. Lightly lubricate with compatible refrigerant oil.



5. Thread Core into Seat and torque clockwise to 8 ftlb's. Ensure Cores are torqued at 200rpm or less.



#### FasTest, Inc. Product Warranty

FasTest, Inc. warrants its products against defects of workmanship and/or material for 12 months from the date of the sale by FasTest, Inc. This warranty is void if the product is misused, tampered with or used in a manner that is not in accordance with FasTest, Inc. recommendations and/or instructions. FasTest, Inc. is not liable for consequential or other damages including, but not limited to, loss, damage, personal injury, or any other expense directly or indirectly arising from the use of or inability to use its products either separately or in combination with other products. ALL OTHER WARRANTIES EXPRESSED OR IMPLIED, WHETHER ORAL OR WRITTEN, INCLUDING BUT NOT LIMITED TO WARRANTIES OR MERCHANTABILITY OR FITNESS FOR A PARTICULAR PURPOSE ARE EXPRESSLY EXCLUDED.

Remedy under this warranty is limited to replacement of the product or an account credit in the amount of the original selling price, at the option on FasTest, Inc. All allegedly defective products must be returned prepaid transportation to FasTest, Inc. along with information describing the products performance, unless disposition in the field is authorized in writing by FasTest, Inc.



Roseville, MN  
Ph:1-800-444-2373  
Fax: 651-645-7390  
[www.fastestinc.com](http://www.fastestinc.com)  
WP034 Rev E  
6/15/2026