

INSTALLATION INSTRUCTIONS



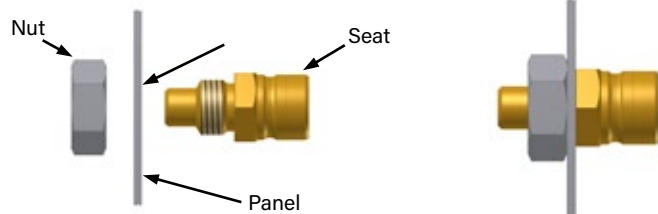
COREMAX® Access Valve Installation Stub Tube, Saddle Mount and NPT Seat

Description: Installation instructions of the Nut-Panel Mount.


Nut Style Panel Mount

1. CoreMax Cores should remain in protective packaging until assembly is required to ensure cleanliness and eliminate damage. Just prior to assembly remove the Core from packaging tray.

2. Insert seat thru hole in panel and thread nut onto seat.

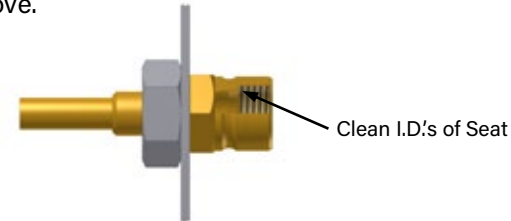


3. Braze SEAT ONLY onto tube or valve block before installing/threading Core into seat.




Example: Tube brazed to Seat


4. Make sure there is no contamination in the I.D. of seat, especially the o-ring groove.



5. Inspect the CoreMax Core to ensure the oring is free of contamination and foreign particulates. Lightly lubricate with compatible refrigerant oil.



6. Thread Core into Seat and torque clockwise to 8 ftlb's. Ensure Cores are torqued at 200rpm or less.



FasTest, Inc. Product Warranty

FasTest, Inc. warrants its products against defects of workmanship and/or material for 90 days from the date of the sale by FasTest, Inc. This warranty is void if the product is misused, tampered with or used in a manner that is not in accordance with FasTest, Inc. recommendations and/or instructions. FasTest, Inc. is not liable for consequential or other damages including, but not limited to, loss, damage, personal injury, or any other expense directly or indirectly arising from the use of or inability to use its products either separately or in combination with other products. ALL OTHER WARRANTIES EXPRESSED OR IMPLIED, WHETHER ORAL OR WRITTEN, INCLUDING BUT NOT LIMITED TO WARRANTIES OF MERCHANTABILITY OR FITNESS FOR A PARTICULAR PURPOSE ARE EXPRESSLY EXCLUDED.

Remedy under this warranty is limited to replacement of the product or an account credit in the amount of the original selling price, at the option of FasTest, Inc. All allegedly defective products must be returned prepaid transportation to FasTest, Inc. along with information describing the products performance, unless disposition in the field is authorized in writing by FasTest, Inc.



Roseville, MN
Ph:1-800-444-2373
Fax: 651-645-7390
www.fas-testinc.com
WP035 Rev E
6/15/2026